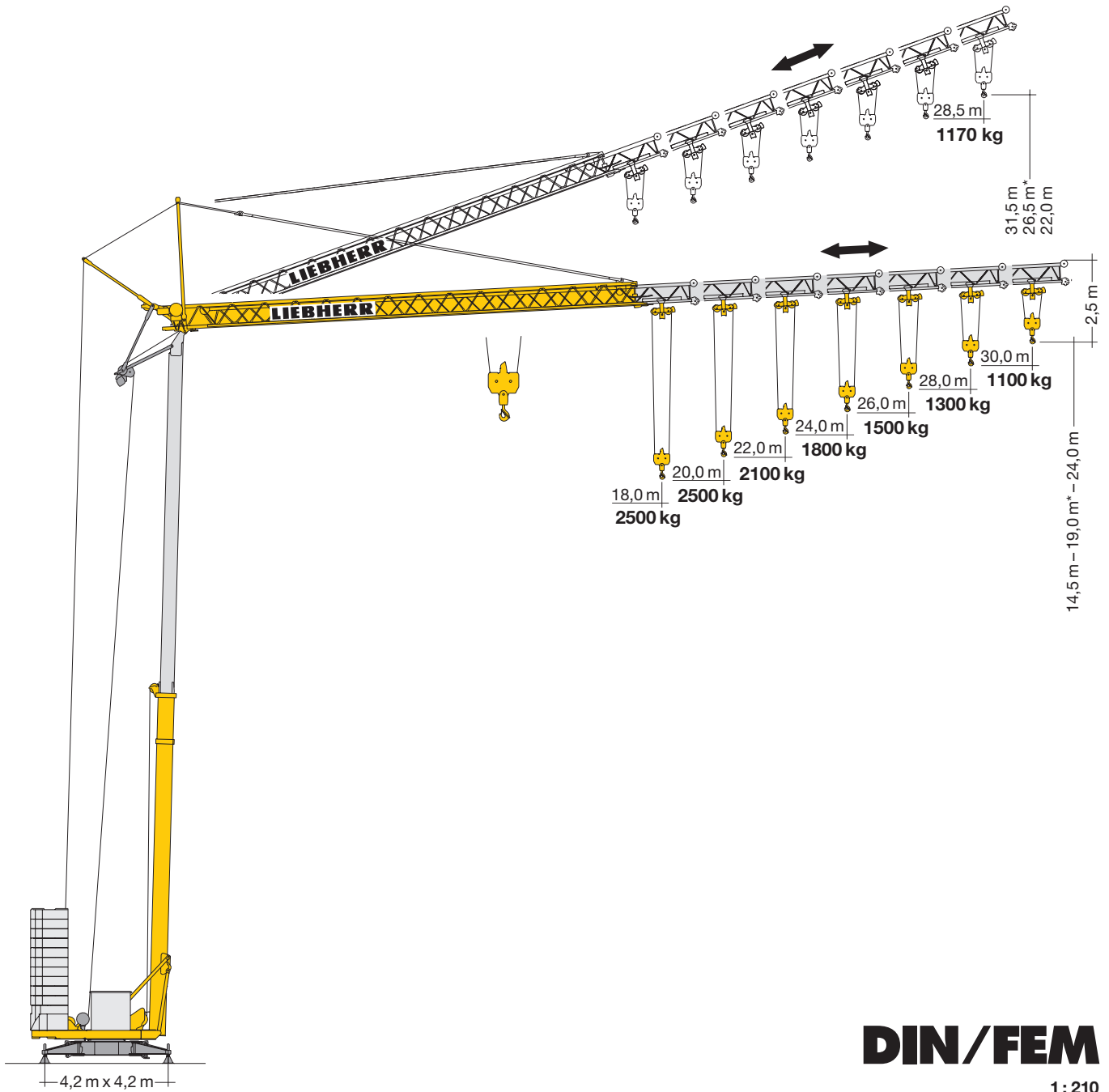


Turmdrehkran

Tower Crane / Grue à tour / Gru a torre
Grúa torre / Guindaste de torre

32 TT

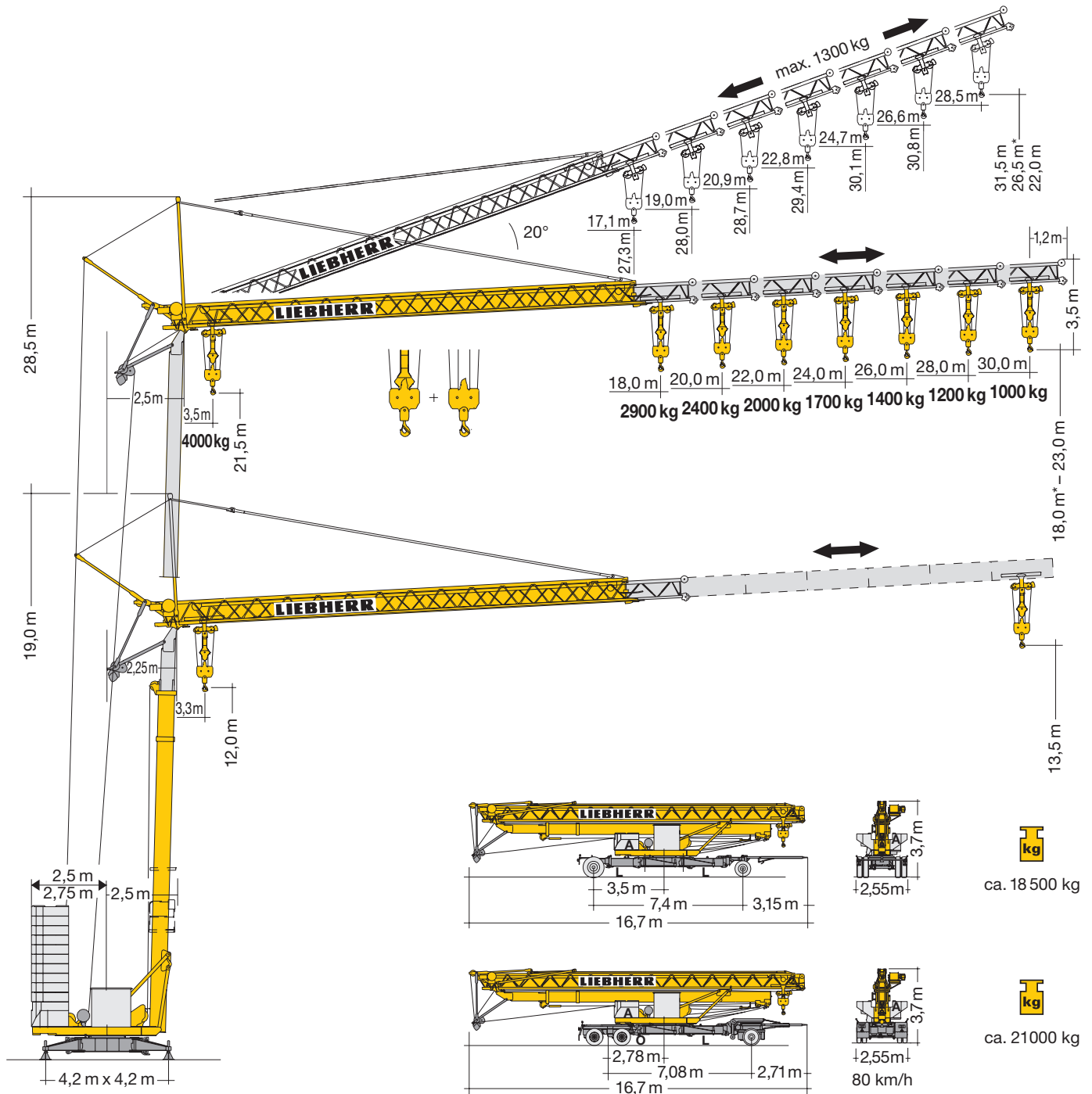
30 - 57 mt



DIN/FEM

1:210

LIEBHERR



Gewicht

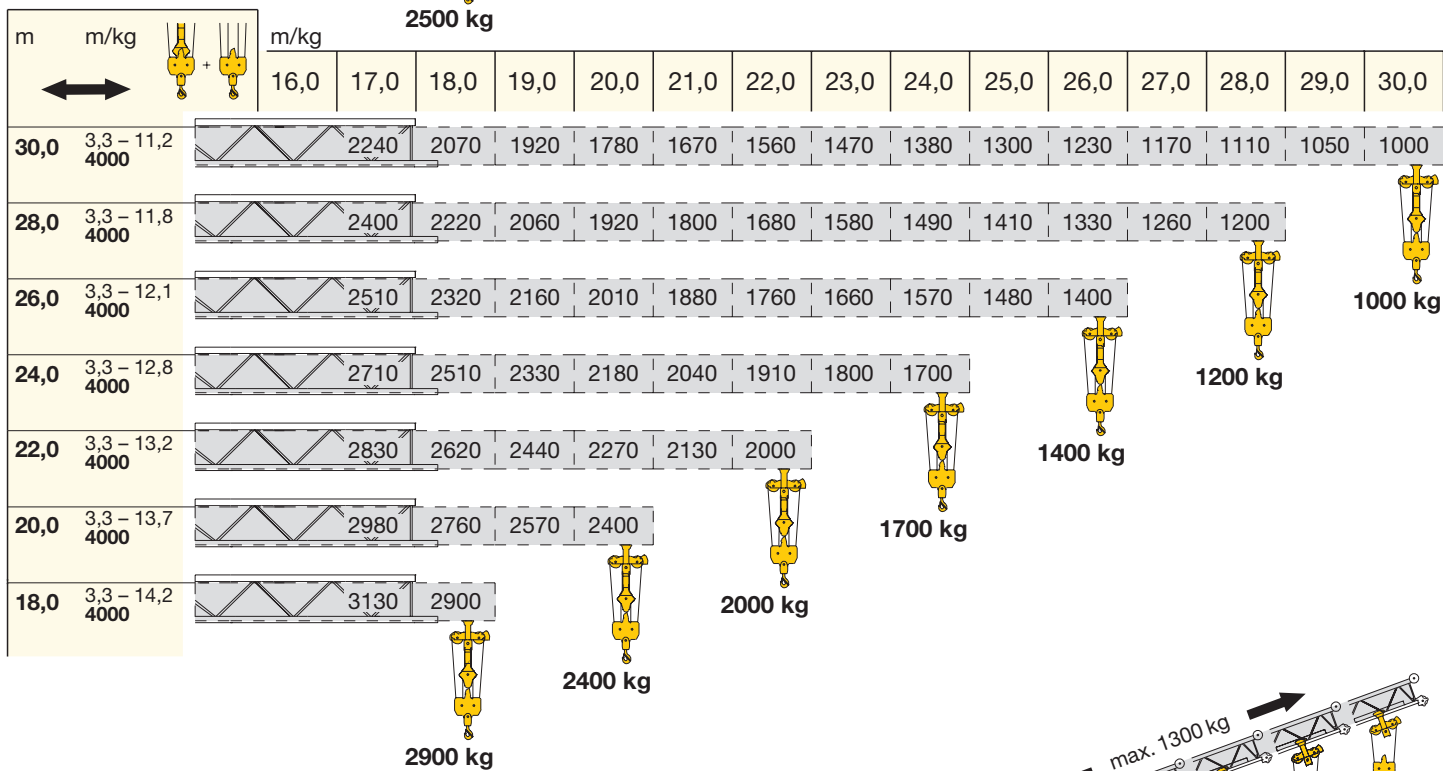
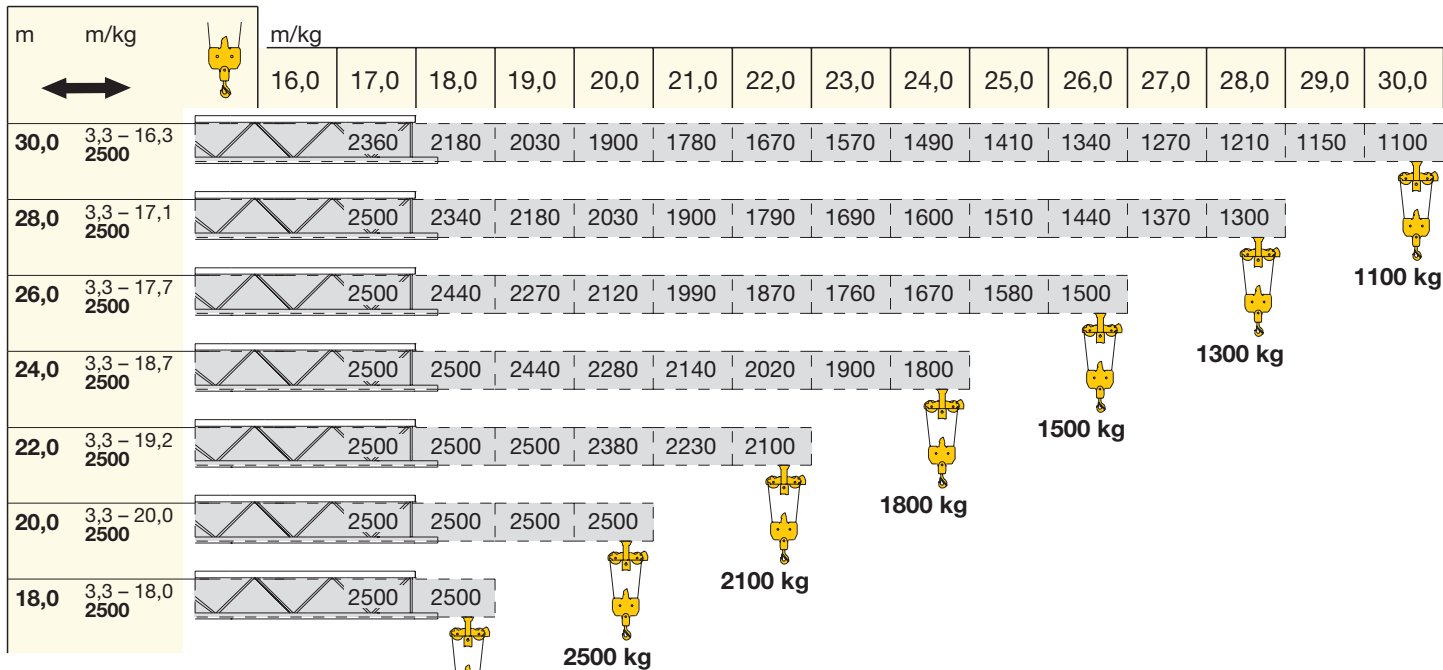
Weight / Poids / Peso / Peso / Pesos

	1 x A = 3000 kg	22250 kg	r = 2,5 m		ca. 12200 kg
	11 x B = 19250 kg				
	1 x A = 3000 kg	20500 kg	r = 2,75 m		
	10 x B = 17500 kg				

* siehe Betriebsanweisung. / see instruction manual. / voir manuel de service. / vedi manuale d'istruzione. / ver manual de instrucción. / ver manual de instruções.

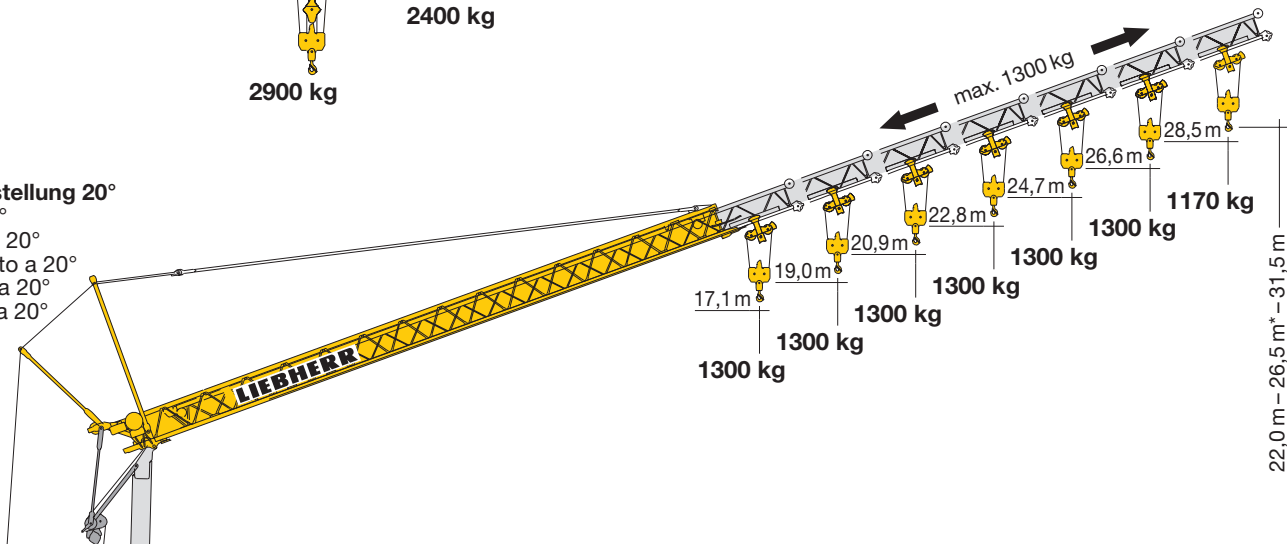
Ausladung und Tragfähigkeit

Radius and capacity / Portée et charge / Sbraccio e portata / Alcances y cargas / Alcance e capacidade de carga



Auslegersteilstellung 20°

Elevated jib 20°
Flèche inclinée 20°
Braccio inclinato a 20°
Pluma inclinada 20°
Lança inclinada 20°



	U/min. 0 ↔ 0,8 sl./min tr./min	2,2 kW EDC
	20,0 / 40,0 m/min	2,8 / 3,5 kW
	10,0 m/min	2,8 kW
	4,0 m/min	5,0 kW

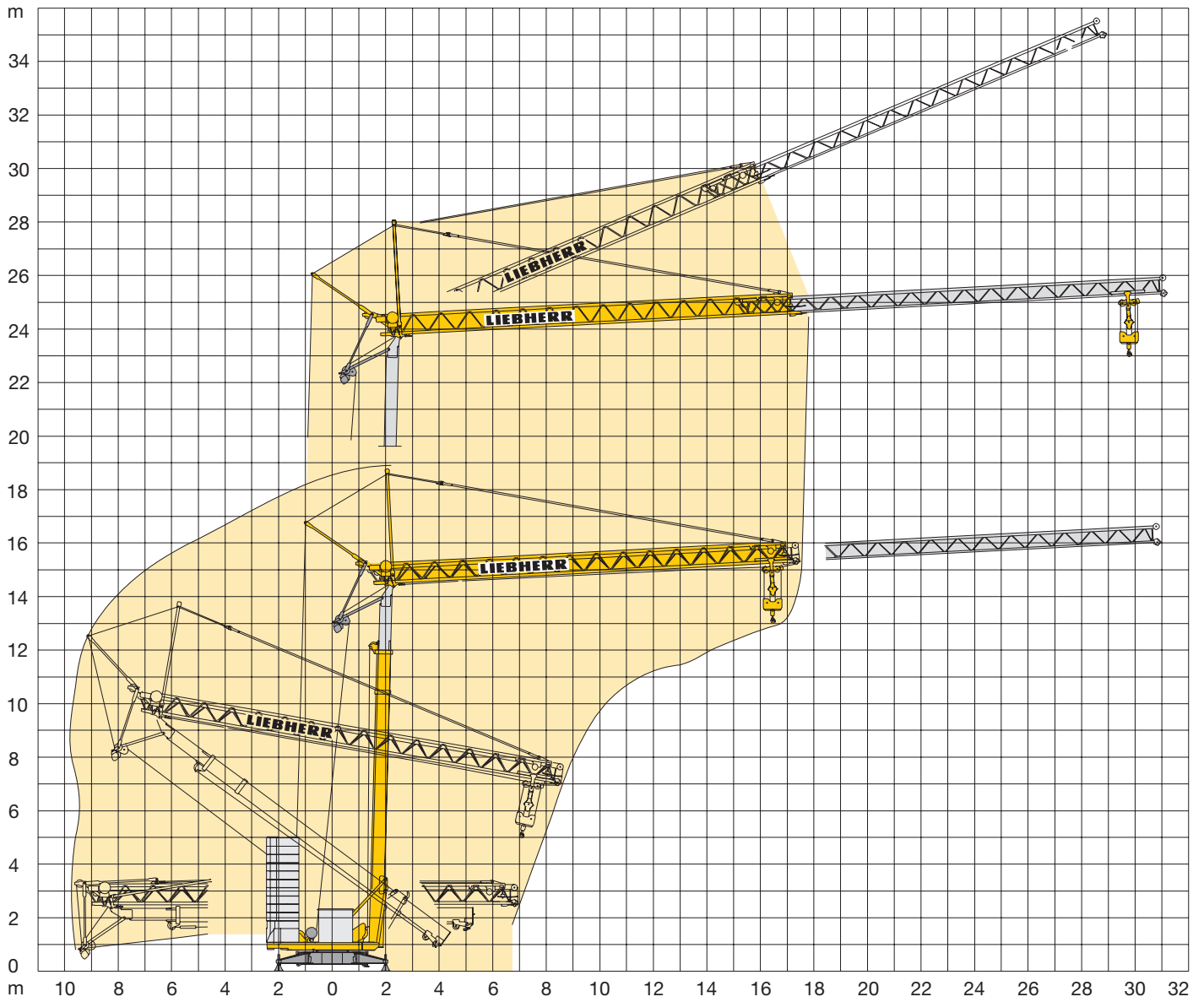
	Stufe / Step / Cran Marcia / Velocidad Velocidade	kg	m/min
11,0 kW KL 	1	2500	5,0
	2	2500	20,0
	3	1300	40,0
+	1	2000 4000	5,0 2,5
	2	2000 4000	20,0 10,0
	3	1300 2600	40,0 20,0
11,0 kW FU 	1	2500	4,0
	2	2500	20,0
	3	1300	38,0
	4	1000	50,0
+	1	2000 4000	4,0 2,0
	2	2000 4000	20,0 10,0
	3	1300 2600	38,0 19,0
	4	1000 2000	50,0 25,0

	400 V	Hz	kVA
50,0 m 77,0 m	4 x 6 mm ² KL 4 x 6 mm ² FU	50	22,0 KL 20,0 FU

Kolli-Liste

Packing List / Liste de colisage / Lista dei colli / Lista de contenido / Lista de embalagem

Pos. Item Rep. Voce Pos. Ref.	Anz. Qty. Qte. Qta. Cant. Cant.		L (m)	B (m)	H (m)	kg
1	1	Transportachse vorne Tra 100 KY 2 Road transport axle front / Essieux de transport avant / Asse di trasporto anteriore / Eje delantero para transporte / Eixo de transporte dianteiro				750
2	1	Transportachse hinten Tra 120 GY 1A Road transport axle behind / Essieux de transport arrière / Asse di trasporto posteriore / Eje trasero para transporte / Eixo de transporte traseiro				1100
3	1	Transportachse vorne Tra 115 Road transport axle front / Essieux de transport avant / Asse di trasporto anteriore / Eje delantero para transporte / Eixo de transporte dianteiro				1900
4	1	Transportachse hinten Tra 117 GY 1A Road transport axle behind / Essieux de transport arrière / Asse di trasporto posteriore / Eje trasero para transporte / Eixo de transporte traseiro				1500
5	1	Transportachse hinten Tra 203 Road transport axle behind / Essieux de transport arrière / Asse di trasporto posteriore / Eje trasero para transporte / Eixo de transporte traseiro				2500



Konstruktionsänderungen vorbehalten!

Subject to alterations! / Sous réserves de modifications!
Si fa riserva di modifiche! / Salvo modificação da construação!
¡Sujeto a modificaciones!

Sämtliche Angaben erfolgen ohne Gewähr. / This information is supplied without liability.

Ces renseignements sont sans garantie. / Le indicazioni contenute si intendono salvo errori ed omissioni.
Declinamos toda responsabilidad derivada de la información proporcionada. / Declinamos qualquer
responsabilidade quanto à informação fornecida.

120 P – 4321 H1 B3 DIN 15018 • BGL C.0.08.0031 / FEM (Section1) Krangruppe A3 und OENORM T3 • 03.06 / 6 Printed in Germany.